

Pos	No.	BTRDA	Driver/Co-Driver	Class	Vehicle	Total	Diff. Leader	Overall Pos
Overall Awards								
1	2		Ollie Mellors/Ian Windress	B14	Proton Iriz R5	0:39:18.4		1
2	1		Mat Smith/Giles Dykes	B14	Ford Fiesta	0:39:36.9	0:18.5	2
3	4	B/b	Stephen Petch/Michael Wilkinson	B14	Ford Fiesta WRC	0:39:47.9	0:29.5	3
Class R2								
1	226	B	James Giddings/Peredur Wyn Davies	R2	Ford Fiesta R2	0:45:28.9		21
2	227	B	Ed Fossey/Steve Harris	R2	Peugeot 208 R2	0:45:43.9	0:15.0	23
Class B10								
1	250	B/b	Robert Smith/Frankie Hillman	B10	Ford Escort	0:47:25.6		33
2	229		Barry Lindsay/Caroline Lodge	B10	Peugeot 206 Cup Car	0:47:45.0	0:19.4	36
Class B11								
1	206	B/b	Andy Davison/Tom Murphy	B11	Talbot Sunbeam VXR	0:44:11.6		16
2	225	B	Rob Wright/Mark Fisher	B11	Ford Escort Mk2	0:44:58.5	0:46.9	17
3	211		Nick Cook/Dave Raw	B11	Ford Escort	0:45:05.4	0:53.8	19
Class B12								
1	210		Ross Brusby/Dave Robson	B12	Ford Escort Mk2	0:43:33.0		12
2	230		Nigel Cay/Fred Roberts	B12	Vauxhall Chevette HSR	0:46:02.8	2:29.8	24
Class B13								
1	3	B/b	George Lepley/Tom Woodburn	B13	Mitsubishi Evo X	0:39:55.6		5
2	10	B/b	Richard Sykes/Simon Taylor	B13	Mitsubishi Evo IX	0:40:41.1	0:45.5	6
3	6	B/b	Ian Joel/Graeme Wood	B13	Ford Escort Cosworth	0:41:25.9	1:30.3	8
Class B14								
1	5	B	Ian Bainbridge/Jamie Edwards	B14	Škoda Fabia R5	0:39:49.8		4
2	11	b	Kevin Procter/Patrick Walsh	B14	Ford Fiesta	0:40:41.9	0:52.1	7
3	15		Steve Petch/John Richardson	B14	Ford Fiesta	0:43:51.3	4:01.5	14
Class H1/H2								
1	280		John Taylor/Victoria Cutmore	H1/H2	Ford Escort	0:48:20.3		41
2	311		Jim Stephenson/Sam Spencer	H1/H2	Talbot Sunbeam Ti	0:52:06.5	3:46.2	60
Class H3								
1	234		James Potter/Bob Duck	H3	Ford Escort RS	0:46:26.2		26
Class 1400C								
1	254		Dale Glover/James Wood	1400C	Vauxhall Nova SRi	0:49:27.8		50
2	264	B/b	Mathew Evans/Daniel Evans	1400C	Peugeot 205	0:51:01.7	1:33.9	57
Class 1400S								
1	231	B/b	Steve Black/Paul Morris	1400S	Suzuki Swift	0:46:32.5		27
Crew resident in Yorkshire								
1	12	B/b	Phil Pickard/Simon Pickard	B13	Subaru Impreza	0:41:34.5		9
1st BTRDA Junior Driver (on index of performance) - "TCS at 40" award of £150								
1	3	B/b	George Lepley	B13	Mitsubishi Evo X	0:39:55.6		5
2nd BTRDA Junior Driver (on index of performance) - "TCS at 40" award of £100								
1	227	B	Ed Fossey	R2	Peugeot 208 R2	0:45:43.9		23
3rd BTRDA Junior Driver (on index of performance) - "TCS at 40" award of £50								
1	310	B/b	Zak Hughes	R2	Ford Fiesta R2	0:47:35.2		35

Trackrod Forest Stages 2019

28 September 2019

Final Award Winners



Pos	No.	BTRDA	Driver/Co-Driver	Class	Vehicle	Total	Diff. Leader	Overall Pos
1st BTRDA Junior Co-Driver (on index of performance) - "TCS at 40" award of £75								
1	206	B/b	Tom Murphy	B11	Talbot Sunbeam VXR	0:44:11.6		16
1st BTRDA Junior Co-Driver (on index of performance) - "TCS at 40" award of £50								
1	9	B/b	Gareth Parry	NR4	Mitsubishi Evo IX	0:42:10.9		11
1st BTRDA Junior Co-Driver (on index of performance) - "TCS at 40" award of £25								
1	309	b	Lewis Griffiths	R2	Ford Fiesta R2T	0:49:05.1		46



Trackrod Forest Stages 2019

28 September 2019

Final Results




Pos	No.	BTRDA	Driver/Co-driver	Class	Class Posn.	Vehicle	Total Stages	Total Penalty	Total Time	Diff. Leader
1	2		Ollie Mellors/Ian Windress	B14	1	Proton Iriz R5	0:39:18.4		0:39:18.4	
2	1		Mat Smith/Giles Dykes	B14	2	Ford Fiesta	0:39:36.9		0:39:36.9	0:18.5
3	4	B/b	Stephen Petch/Michael Wilkinson	B14	3	Ford Fiesta WRC	0:39:47.9		0:39:47.9	0:29.5
4	5	B	Ian Bainbridge/Jamie Edwards	B14	4	Škoda Fabia R5	0:39:49.8		0:39:49.8	0:31.4
5	3	B/b	George Lepley/Tom Woodburn	B13	1	Mitsubishi Evo X	0:39:55.6		0:39:55.6	0:37.2
6	10	B/b	Richard Sykes/Simon Taylor	B13	2	Mitsubishi Evo IX	0:40:41.1		0:40:41.1	1:22.7
7	11	b	Kevin Procter/Patrick Walsh	B14	5	Ford Fiesta	0:40:41.9		0:40:41.9	1:23.5
8	6	B/b	Ian Joel/Graeme Wood	B13	3	Ford Escort Cosworth	0:41:25.9		0:41:25.9	2:07.5
9	12	B/b	Phil Pickard/Simon Pickard	B13	4	Subaru Impreza	0:41:34.5		0:41:34.5	2:16.1
10	26	B/b	Richard Hill/Steffan Evans	B13	5	Subaru Impreza	0:41:43.8		0:41:43.8	2:25.4
11	9	B/b	Scott Faulkner/Gareth Parry	NR4	1	Mitsubishi Evo IX	0:42:10.9		0:42:10.9	2:52.5
12	210		Ross Brusby/Dave Robson	B12	1	Ford Escort Mk2	0:43:33.0		0:43:33.0	4:14.6
13	18		Daniel Hiorns/Chris Purvis	B13	6	Subaru Impreza	0:43:46.6		0:43:46.6	4:28.2
14	15		Steve Petch/John Richardson	B14	6	Ford Fiesta	0:43:51.3		0:43:51.3	4:32.9
15	17	B/b	Peter Baylis/Anthony Blyth	B13	7	Mitsubishi Evo IX	0:44:05.3		0:44:05.3	4:46.9
16	206	B/b	Andy Davison/Tom Murphy	B11	1	Talbot Sunbeam VXR	0:44:11.6		0:44:11.6	4:53.2
17	225	B	Rob Wright/Mark Fisher	B11	2	Ford Escort Mk2	0:44:58.5		0:44:58.5	5:40.1
18	22		Scott Renshaw/Tom Spencer	B13	8	Subaru Impreza	0:45:03.4		0:45:03.4	5:45.0
19	211		Nick Cook/Dave Raw	B11	3	Ford Escort	0:45:05.4		0:45:05.4	5:47.0
20	224		Nick Dobson/Jonathan Turnbull	B11	4	Ford Escort Mk2	0:45:16.4		0:45:16.4	5:58.0
21	226	B	James Giddings/Peredur Wyn Davies	R2	1	Ford Fiesta R2	0:45:28.9		0:45:28.9	6:10.5
22	27	b	Craig Cameron/Arwel Jenkins	B13	9	Subaru Impreza	0:45:36.9		0:45:36.9	6:18.5
23	227	B	Ed Fossey/Steve Harris	R2	2	Peugeot 208 R2	0:45:43.9		0:45:43.9	6:25.5
24	230		Nigel Cay/Fred Roberts	B12	2	Vauxhall Chevette HSR	0:46:02.8		0:46:02.8	6:44.4
25	29		Hugh Brunton/Dom Buckley	B13	10	Mitsubishi Lancer Evo 9	0:46:25.5		0:46:25.5	7:07.1
26	234		James Potter/Bob Duck	H3	1	Ford Escort RS	0:46:26.2		0:46:26.2	7:07.8
27	231	B/b	Steve Black/Paul Morris	1400S	1	Suzuki Swift	0:46:32.5		0:46:32.5	7:14.1
28	228	B/b	Tony Simpson/Ian Bevan	R2	3	Ford Fiesta R2	0:46:37.4		0:46:37.4	7:19.0
29	19	B	Ian Tippet/Ian Jackson	B13	11	Mitsubishi Evo X	0:46:43.3		0:46:43.3	7:24.9
30	308	B	Bobby Mitchell/Craig Wallace	N3	1	Ford Fiesta ST	0:46:56.2		0:46:56.2	7:37.8
31	241	B	Richard Jordan/James Gratton Smith	1400S	2	Proton Satria	0:46:58.9		0:46:58.9	7:40.5
32	235		Gary Cooper/Jon Riley	B11	5	Toyota GT86	0:47:10.1		0:47:10.1	7:51.7
33	250	B/b	Robert Smith/Frankie Hillman	B10	1	Ford Escort	0:47:25.6		0:47:25.6	8:07.2
34	278		Graham Haigh/Kari Bates	B11	6	Ford Escort Mk2	0:47:31.0		0:47:31.0	8:12.6
35	310	B/b	Zak Hughes/Tom Wood	R2	4	Ford Fiesta R2	0:47:35.2		0:47:35.2	8:16.8
36	229		Barry Lindsay/Caroline Lodge	B10	2	Peugeot 206 Cup Car	0:47:45.0		0:47:45.0	8:26.6
37	25		Steve Pawson/Graham Wride	B13	12	Subaru Impreza	0:47:55.1		0:47:55.1	8:36.7
38	251		Dave Hemingway/Simon Ashton	B11	7	Ford Escort	0:47:57.0		0:47:57.0	8:38.6
39	21		Jan Budge/Bruce Lindsay	B13	13	Subaru Impreza	0:48:07.8		0:48:07.8	8:49.4
40	277		Mike Axford/Dave Thomason	B10	3	Ford Fiesta RS	0:48:16.0		0:48:16.0	8:57.6
41	280		John Taylor/Victoria Cutmore	H1/H2	1	Ford Escort	0:48:20.3		0:48:20.3	9:01.9
42	207	B/b	Steve Hopewell/Clive Jones	B11	8	Ford Escort	0:48:31.7		0:48:31.7	9:13.3
43	282		Keith Stones/Dave Boyes	H3	2	Ford Escort Mk2	0:48:51.0		0:48:51.0	9:32.6
44	24		Kristien Esser/Dave Jackson	B13	14	Subaru Impreza	0:48:56.7		0:48:56.7	9:38.3
45	267		Roger Nevitt/Mike Smith	R2	5	Ford Fiesta R2T	0:48:59.5		0:48:59.5	9:41.1
46	309	b	Jonathan Lee Jones/Lewis Griffiths	R2	6	Ford Fiesta R2T	0:49:05.1		0:49:05.1	9:46.7
47	276		Iain Freestone/Nick Kennedy	B10	4	Rover 200 BRM	0:49:06.7		0:49:06.7	9:48.3
48	260		Jonny Sproat/Brad Sowerby	N3	2	Ford Fiesta ST	0:49:11.8		0:49:11.8	9:53.4
49	281		Ian Jemison/Dean Kellett	B12	3	Porsche Boxster	0:49:27.4		0:49:27.4	10:09.0
50	254		Dale Glover/James Wood	1400C	1	Vauxhall Nova SRi	0:49:27.8		0:49:27.8	10:09.4
51	223		David Hutchinson/Jeff Garnett	B11	9	Toyota GT86	0:49:40.0		0:49:40.0	10:21.6
52	265		Michael Sawyer/Matthew Hewlett	B12	4	Datsun 1600	0:49:43.4		0:49:43.4	10:25.0
53	258	B/b	Tim Phelps/Elwyn Manuel	B12	5	Ford Escort Mk2	0:49:53.6		0:49:53.6	10:35.2

Issued at 19:45 on 28 September 2019

Results by Tynemouth Computer Services

Welcome to Yorkshire
yorkshire.com



Discover Yorkshire Coast.com



Trackrod Forest Stages 2019

28 September 2019

Final Results



Pos	No.	BTRDA	Driver/Co-driver	Class	Class Posn.	Vehicle	Total Stages	Total Penalty	Total Time	Diff. Leader
54	268		John Hepworth/Steve McNulty	B11	10	Ford Escort Mk2	0:49:56.9		0:49:56.9	10:38.5
55	283		Chris Lawson/Paul Gribben	B10	5	Vauxhall Corsa	0:50:16.0		0:50:16.0	10:57.6
56	262		Mick Quinn/Chris Walker	B10	6	Peugeot 205 GTI	0:50:47.1		0:50:47.1	11:28.7
57	264	B/b	Mathew Evans/Daniel Evans	1400C	2	Peugeot 205	0:51:01.7		0:51:01.7	11:43.3
58	286		Alex Kirk-Willey/Sasha Heriot	1400S	3	Peugeot 106	0:51:20.9		0:51:20.9	12:02.5
59	284		Robert Evett/Michael Evett	1400C	3	MG ZR	0:51:32.3		0:51:32.3	12:13.9
60	311		Jim Stephenson/Sam Spencer	H1/H2	2	Talbot Sunbeam Ti	0:52:06.5		0:52:06.5	12:48.1
61	287		Steve Oade/Joe Oade	H1/H2	3	Ford Escort	0:52:10.8		0:52:10.8	12:52.4
62	259	b	Chris Bush/Robert Smith	1400S	4	Vauxhall Corsa	0:52:13.6		0:52:13.6	12:55.2
63	301		Paul Wilson/Malcolm Braid	B10	7	Peugeot 205	0:52:58.1		0:52:58.1	13:39.7
64	294		James Brady/Jack Brady	B12	6	Porsche 911	0:53:11.4		0:53:11.4	13:53.0
65	288		Martin Wray/Jamie Wray	1400C	4	Volkswagen Polo 1.4 16V	0:53:55.5		0:53:55.5	14:37.1
66	291		Dave Bradley/Mark Lodder	RF1.4	1	MG ZR	0:54:45.4		0:54:45.4	15:27.0
67	293	B/b	Wesley Gilford/Mark Townson	RF2.0	1	Ford Fiesta	0:55:46.6		0:55:46.6	16:28.2
68	285		Chris Lawrence/Catherine Lawrence	1400C	5	Rover 25	0:56:55.8		0:56:55.8	17:37.4



Trackrod Forest Stages 2019

28 September 2019
Final Results by Competition Number
Results to MTC8
Number of starters is 83



No.	Pos	BTRDA	Entrant/Sponsor Driver/Co-driver	Class	Class Posn.	Vehicle	Total Stages	Total Penalty	Total Time	Diff. Leader
206	16	B/b	RES Teesdale Scaffold Ltd Andy Davison/Tom Murphy	B11	1	Talbot Sunbeam VXR	0:44:11.6		0:44:11.6	4:53.2
207	42	B/b	Group B Motorsport Steve Hopewell/Clive Jones	B11	8	Ford Escort	0:48:31.7		0:48:31.7	9:13.3
210	12		Chesterfield Transporters Ltd Ross Brusby/Dave Robson	B12	1	Ford Escort Mk2	0:43:33.0		0:43:33.0	4:14.6
211	19		Lealholm Auto Services Nick Cook/Dave Raw	B11	3	Ford Escort	0:45:05.4		0:45:05.4	5:47.0
223	51		Rally Travel, Spectator Tours TO the Wrc! David Hutchinson/Jeff Garnett	B11	9	Toyota GT86	0:49:40.0		0:49:40.0	10:21.6
224	20		Dobson Construction Nick Dobson/Jonathan Turnbull	B11	4	Ford Escort Mk2	0:45:16.4		0:45:16.4	5:58.0
225	17	B	Rob Wright/Mark Fisher	B11	2	Ford Escort Mk2	0:44:58.5		0:44:58.5	5:40.1
226	21	B	MRF Motorsport Tyres/Castrol/SAR Recycling/Fordpad Metals James Giddings/Peredur Wyn Davies	R2	1	Ford Fiesta R2	0:45:28.9		0:45:28.9	6:10.5
227	23	B	Yokohama Tyres UK/caravan-sites.co.uk/TS Tools/Bournemouth University Ed Fossey/Steve Harris	R2	2	Peugeot 208 R2	0:45:43.9		0:45:43.9	6:25.5
228	28	B/b	Seacon UK/MRF Tyres/Kielder Work Tools/PRO File Tony Simpson/Ian Bevan	R2	3	Ford Fiesta R2	0:46:37.4		0:46:37.4	7:19.0
229	36		Carspeed Autoparts/MSB Signs/M Lindsay Builder/Pirelli Barry Lindsay/Caroline Lodge	B10	2	Peugeot 206 Cup Car	0:47:45.0		0:47:45.0	8:26.6
230	24		Bilbrough Top Brewery Nigel Cay/Fred Roberts	B12	2	Vauxhall Chevette HSR	0:46:02.8		0:46:02.8	6:44.4
231	27	B/b	586 Sports/PFC Brakes/Pirelli Steve Black/Paul Morris	1400S	1	Suzuki Swift	0:46:32.5		0:46:32.5	7:14.1
232		B/b	Geoff Phelps/Pete Wilson	B11		Ford Escort Mk2	Stopped SS2			
233		B/b	My Storage Pod Steve Ward/Mike Crawford	H3		Ford Escort Mk2	Stopped SS6			
234	26		Sulzer/Ton Hire James Potter/Bob Duck	H3	1	Ford Escort RS	0:46:26.2		0:46:26.2	7:07.8
235	32		AG Motors Crockey Hill Gary Cooper/Jon Riley	B11	5	Toyota GT86	0:47:10.1		0:47:10.1	7:51.7
241	31	B	ar-motorsltd.co.uk/Allroads Asphalt Solutions Ltd Richard Jordan/James Gratton Smith	1400S	2	Proton Satria	0:46:58.9		0:46:58.9	7:40.5
248		B	Gathercole Race Engines Ltd David Gathercole/Ken Bills	H1/H2		Ford Escort RS1600	Stopped SS2			
249			Mick Plowman/Plug Pulleyn	B11		Ford Escort Mk2	Electrical SS2			
250	33	B/b	PR Security Systems/Pirelli/Eight Arch brewing.co.uk Robert Smith/Frankie Hillman	B10	1	Ford Escort	0:47:25.6		0:47:25.6	8:07.2
251	38		Nouveau Beauty Group Dave Hemingway/Simon Ashton	B11	7	Ford Escort	0:47:57.0		0:47:57.0	8:38.6
253			S M Autocare Ltd Steve Magson/Kevin Bardon	B12		Mercedes 190E 2.3 16V	Broken shocker TC3A			
254	50		Dale Glover/James Wood	1400C	1	Vauxhall Nova SRi	0:49:27.8		0:49:27.8	10:09.4
258	53	B/b	Britpart Tim Phelps/Elwyn Manuel	B12	5	Ford Escort Mk2	0:49:53.6		0:49:53.6	10:35.2
259	62	b	Cbrs Rallysport/Company No9/KPM Sport Rallying/Bushtec Motorsport/Smiths Rallying Chris Bush/Robert Smith	1400S	4	Vauxhall Corsa	0:52:13.6		0:52:13.6	12:55.2
260	48		Jonny Sproat/Brad Sowerby	N3	2	Ford Fiesta ST	0:49:11.8		0:49:11.8	9:53.4
262	56		CS Motorsport Developments/WP Day Moto Engineers/Walker Vehicle Repairs Mick Quinn/Chris Walker	B10	6	Peugeot 205 GTI	0:50:47.1		0:50:47.1	11:28.7
263		B	SBS Property Services/Graham Robert Autos Graham Roberts/Stephen Spear	RF2.0		Rover MG ZR 160	OTL			

Trackrod Forest Stages 2019

28 September 2019
Final Results by Competition Number
Results to MTC8
Number of starters is 83



No.	Pos	BTRDA	Entrant/Sponsor Driver/Co-driver	Class	Class Posn.	Vehicle	Total Stages	Total Penalty	Total Time	Diff. Leader
264	57	B/b	heatedwindscreen.com/Ricky Evans Motorsport Mathew Evans/Daniel Evans	1400C	2	Peugeot 205	0:51:01.7		0:51:01.7	11:43.3
265	52		Michael Sawyer/Matthew Hewlett	B12	4	Datsun 1600	0:49:43.4		0:49:43.4	10:25.0
267	45		Roger Nevitt/Mike Smith	R2	5	Ford Fiesta R2T	0:48:59.5		0:48:59.5	9:41.1
268	54		Nuvech Solutions John Hepworth/Steve McNulty	B11	10	Ford Escort Mk2	0:49:56.9		0:49:56.9	10:38.5
276	47		Iain Freestone/Nick Kennedy	B10	4	Rover 200 BRM	0:49:06.7		0:49:06.7	9:48.3
277	40		Antrobus Golf Club/Quality Garden Care Cheshire Mike Axford/Dave Thomson	B10	3	Ford Fiesta RS	0:48:16.0		0:48:16.0	8:57.6
278	34		G Haigh & Sons Ltd/Tanfield Engineering Services Ltd Graham Haigh/Karl Bates	B11	6	Ford Escort Mk2	0:47:31.0		0:47:31.0	8:12.6
279		B/b	Ripples Richard Garnett/Rob Gilham	1400C		Nissan Micra	Bottom Arm	TC5A		
280	41		Retro Beam John Taylor/Victoria Cutmore	H1/H2	1	Ford Escort	0:48:20.3		0:48:20.3	9:01.9
281	49		Alloy Wheel Repairs Ian Jemison/Dean Kellett	B12	3	Porsche Boxster	0:49:27.4		0:49:27.4	10:09.0
282	43		Keith Stones/Dave Boyes	H3	2	Ford Escort Mk2	0:48:51.0		0:48:51.0	9:32.6
283	55		Chris Lawson/Paul Gribben	B10	5	Vauxhall Corsa	0:50:16.0		0:50:16.0	10:57.6
284	59		Robert Evett/Michael Evett	1400C	3	MG ZR	0:51:32.3		0:51:32.3	12:13.9
285	68		Kielder Power Tools Chris Lawrence/Catherine Lawrence	1400C	5	Rover 25	0:56:55.8		0:56:55.8	17:37.4
286	58		AKW Installations Ltd Alex Kirk-Willey/Sasha Heriot	1400S	3	Peugeot 106	0:51:20.9		0:51:20.9	12:02.5
287	61		Marsh Garage Motorsport/Redline Racing Engines Steve Oade/Joe Oade	H1/H2	3	Ford Escort	0:52:10.8		0:52:10.8	12:52.4
288	65		DES Winks Volkswagen & Skoda Martin Wray/Jamie Wray	1400C	4	Volkswagen Polo 1.4 16V	0:53:55.5		0:53:55.5	14:37.1
291	66		Dave Bradley/Mark Lodder	RF1.4	1	MG ZR	0:54:45.4		0:54:45.4	15:27.0
293	67	B/b	The Gallery@home Framing Wesley Gilford/Mark Townson	RF2.0	1	Ford Fiesta	0:55:46.6		0:55:46.6	16:28.2
294	64		Brady Construction Services Limited James Brady/Jack Brady	B12	6	Porsche 911	0:53:11.4		0:53:11.4	13:53.0
299			Heritage Parts Centre/VRD Developments/RED Book Automotive/Recaro/HRX UK/Ceika/Spaceshi George Clarke/David Vardy	H1/H2		Volkswagen Rheila Golf GTI	Stopped after SS3			
300		B/b	Loomes Management Solutions Steve Loomes/Martyn Loomes	B12		Ford Escort Mk1	Stopped SS5			
301	63		Rock Oil and JET Clean Valeting Paul Wilson/Malcolm Braid	B10	7	Peugeot 205	0:52:58.1		0:52:58.1	13:39.7
307			Carl Stuttard/Matthew Sample	B11		Peugeot 205	OTL			
308	30	B	Pure IT Refurbished Bobby Mitchell/Craig Wallace	N3	1	Ford Fiesta ST	0:46:56.2		0:46:56.2	7:37.8
309	46	b	Jonathan Lee Jones/Lewis Griffiths	R2	6	Ford Fiesta R2T	0:49:05.1		0:49:05.1	9:46.7
310	35	B/b	MRF Motorsport Tyres/Philip Paul Car Centre/Powys Transport Ltd Zak Hughes/Tom Wood	R2	4	Ford Fiesta R2	0:47:35.2		0:47:35.2	8:16.8
311	60		The Fiddle Drill Jim Stephenson/Sam Spencer	H1/H2	2	Talbot Sunbeam Ti	0:52:06.5		0:52:06.5	12:48.1
1	2		Swift Group/Greenlight Entertainment/Yuasa Mat Smith/Giles Dykes	B14	2	Ford Fiesta	0:39:36.9		0:39:36.9	0:18.5
2	1		Proton Motorsport/Mellors Elliot Motorsport/Thornbridge Brewery Ollie Mellors/Ian Windress	B14	1	Proton Iriz R5	0:39:18.4		0:39:18.4	
3	5	B/b	Ent: 2300 Club John Eason Award Spon: /Pirelli/Kielder WT/AMS/Jason Lepley Motorsport George Lepley/Tom Woodburn	B13	1	Mitsubishi Evo X	0:39:55.6		0:39:55.6	0:37.2

Trackrod Forest Stages 2019

28 September 2019
Final Results by Competition Number
Results to MTC8
Number of starters is 83



No.	Pos	BTRDA	Entrant/Sponsor Driver/Co-driver	Class	Class Posn.	Vehicle	Total Stages	Total Penalty	Total Time	Diff. Leader
4	3	B/b	WD40/SGP Motorsport/SG Petch 4x4 Stephen Petch/Michael Wilkinson	B14	3	Ford Fiesta WRC	0:39:47.9		0:39:47.9	0:29.5
5	4	B	Gypsum Group/Dom Buckley RSC Ian Bainbridge/Jamie Edwards	B14	4	Škoda Fabia R5	0:39:49.8		0:39:49.8	0:31.4
6	8	B/b	MRF Tyres/710 Oils/Fuchs Lubricants/Stratos PDI Ian Joel/Graeme Wood	B13	3	Ford Escort Cosworth	0:41:25.9		0:41:25.9	2:07.5
7	b		Hippo Motor Group Thomas Preston/Carl Williamson	B14		Ford Fiesta WRC	Differential TC3B			
8	B/b		Mercian Cutting Tools/JCB/Fuchs Oils/GPM Pat Naylor/Ian Lawrence	NR4		Mitsubishi Evo IX	Stopped after SS5			
9	11	B/b	Professional Motorsport World Expo 2019 Scott Faulkner/Gareth Parry	NR4	1	Mitsubishi Evo IX	0:42:10.9		0:42:10.9	2:52.5
10	6	B/b	GI Sykes/Boroughbridge Marina/Bathams Ales/Summit Platforms/Body Clinic Richard Sykes/Simon Taylor	B13	2	Mitsubishi Evo IX	0:40:41.1		0:40:41.1	1:22.7
11	7	b	Procters Coaches/Swift Signs & Shirts/the Reubens Hotel Kevin Procter/Patrick Walsh	B14	5	Ford Fiesta	0:40:41.9		0:40:41.9	1:23.5
12	9	B/b	Phil Pickard/Simon Pickard	B13	4	Subaru Impreza	0:41:34.5		0:41:34.5	2:16.1
14	B/b		easyroomlet.co.uk Petr Krizan/Lukas Sintal	B13		Mitsubishi Evo IX	Stopped SS3 j12			
15	14		WD40/SGP Motorsport/SG Petch 4x4 Steve Petch/John Richardson	B14	6	Ford Fiesta	0:43:51.3		0:43:51.3	4:32.9
17	15	B/b	Artificial Lawn Company Peter Baylis/Anthony Blyth	B13	7	Mitsubishi Evo IX	0:44:05.3		0:44:05.3	4:46.9
18	13		ATM Engineering Daniel Hiorns/Chris Purvis	B13	6	Subaru Impreza	0:43:46.6		0:43:46.6	4:28.2
19	29	B	Ecoplas Ian Tippett/Ian Jackson	B13	11	Mitsubishi Evo X	0:46:43.3		0:46:43.3	7:24.9
20			Ford Parts UK Ltd Trevor Gamble/Ronny Roughead	B14		Ford Fiesta R5	Stopped SS2			
21	39		Jantech Autoservices/Chonka MOT & Garage Services, Bedale Jan Budge/Bruce Lindsay	B13	13	Subaru Impreza	0:48:07.8		0:48:07.8	8:49.4
22	18		Sheffield Rolling Road Scott Renshaw/Tom Spencer	B13	8	Subaru Impreza	0:45:03.4		0:45:03.4	5:45.0
23			APB Group Ltd Andy Graham/Ryan Graham	B13		Subaru Impreza	Lost oil TC5			
24	44		Guided Solutions Specialist Recruitment Kristien Esser/Dave Jackson	B13	14	Subaru Impreza	0:48:56.7		0:48:56.7	9:38.3
25	37		PC Truck Sales & Rental Steve Pawson/Graham Wride	B13	12	Subaru Impreza	0:47:55.1		0:47:55.1	8:36.7
26	10	B/b	R H Motors Richard Hill/Steffan Evans	B13	5	Subaru Impreza	0:41:43.8		0:41:43.8	2:25.4
27	22	b	Rallynuts Motorsport Ltd Craig Cameron/Arwel Jenkins	B13	9	Subaru Impreza	0:45:36.9		0:45:36.9	6:18.5
29	25		Hugh Brunton/Dom Buckley	B13	10	Mitsubishi Lancer Evo 9	0:46:25.5		0:46:25.5	7:07.1

Trackrod Forest Stages 2019

28 September 2019

Final Stage Times



No.	BTRDA	Driver	Class	SS 2	SS 3	SS 4	SS 5	SS 6	Penalties
				Langdale	Staindale	Cropton	Gale Rigg	North Dalby	
206	B/b	Andy Davison	B11	8:47.0	6:29.2	8:58.9	<u>6:56.2</u>	13:00.3	
207	B/b	Steve Hopewell	B11	9:24.5	7:00.2	9:57.1	7:29.1	14:40.8	
210		Ross Brusby	B12	8:41.8	6:28.6	8:50.3	6:49.0	12:43.3	
211		Nick Cook	B11	8:51.8	6:33.4	9:07.7	<u>7:01.0</u>	13:31.5	
223		David Hutchinson	B11	10:26.8	7:28.8	9:56.9	7:26.5	14:21.0	
224		Nick Dobson	B11	9:00.3	6:53.0	9:09.6	6:56.2	13:17.3	
225	B	Rob Wright	B11	8:57.7	6:38.4	9:09.5	7:09.5	13:03.4	
226	B	James Giddings	R2	9:02.8	6:40.4	9:21.0	7:01.1	13:23.6	
227	B	Ed Fossey	R2	9:08.8	6:45.0	9:22.2	7:02.7	13:25.2	
228	B/b	Tony Simpson	R2	9:10.5	6:59.0	9:37.5	7:15.5	13:34.9	
229		Barry Lindsay	B10	9:41.1	6:57.8	9:43.4	7:18.9	14:03.8	
230		Nigel Cay	B12	9:10.0	6:56.2	9:28.6	7:07.3	13:20.7	
231	B/b	Steve Black	1400S	9:07.8	6:45.1	9:23.3	7:11.9	14:04.4	
232	B/b	Geoff Phelps	B11	Stopped SS2					
233	B/b	Steve Ward	H3	9:34.5	6:57.1	9:42.8	7:14.8	Stopped SS6	
234		James Potter	H3	9:17.7	6:58.5	9:28.0	7:12.4	13:29.6	
235		Gary Cooper	B11	9:21.3	6:58.2	9:34.1	7:36.1	13:40.4	
241	B	Richard Jordan	1400S	9:20.9	6:47.7	9:32.5	7:23.8	13:54.0	
248	B	David Gathercole	H1/H2	Stopped SS2					
249		Mick Plowman	B11	Electrical SS2					
250	B/b	Robert Smith	B10	9:37.7	7:02.4	9:35.5	7:15.2	13:54.8	
251		Dave Hemingway	B11	9:39.2	7:05.5	9:53.6	7:30.3	13:48.4	
253		Steve Magson	B12	9:18.7	6:58.7	Broken shocker TC3A			
254		Dale Glover	1400C	9:55.6	7:08.6	10:13.9	7:39.6	14:30.1	
258	B/b	Tim Phelps	B12	<u>9:53.8</u>	7:23.4	10:10.6	7:44.6	14:41.2	
259	b	Chris Bush	1400S	<u>9:53.8</u>	9:41.0	10:18.7	7:43.4	14:36.7	
260		Jonny Sproat	N3	<u>9:53.8</u>	7:27.2	10:02.4	7:33.4	14:15.0	
262		Mick Quinn	B10	<u>9:53.8</u>	7:30.1	10:30.1	8:00.5	14:52.6	
263	B	Graham Roberts	RF2.0	<u>9:53.8</u>	7:28.9	10:25.8	13:00.0	17:17.6	OTL
264	B/b	Mathew Evans	1400C	<u>9:53.8</u>	7:31.5	10:36.3	7:54.3	15:05.8	
265		Michael Sawyer	B12	9:48.2	7:17.0	10:09.6	7:49.3	14:39.3	
267		Roger Nevitt	R2	<u>9:53.8</u>	7:41.7	10:34.5	7:59.4	12:50.1	
268		John Hepworth	B11	<u>9:53.8</u>	7:08.5	10:21.6	7:59.0	14:34.0	
276		Iain Freestone	B10	10:39.4	7:36.4	10:37.8	7:54.7	12:18.4	
277		Mike Axford	B10	10:05.3	7:25.2	10:09.9	7:50.1	12:45.5	
278		Graham Haigh	B11	9:56.4	7:18.9	10:06.4	7:38.0	12:31.3	
279	B/b	Richard Garnett	1400C	10:15.0	7:21.2	10:19.7	13:00.0	Bottom Arm TC5A	
280		John Taylor	H1/H2	10:15.7	7:17.4	10:12.4	7:38.6	12:56.2	
281		Ian Jemison	B12	9:56.6	7:18.0	10:04.4	7:36.4	14:32.0	
282		Keith Stones	H3	9:58.4	7:11.6	10:08.9	7:34.6	13:57.5	
283		Chris Lawson	B10	9:53.8	7:25.8	10:44.7	7:44.5	14:27.2	
284		Robert Evett	1400C	10:23.5	7:31.9	10:39.2	7:59.8	14:57.9	
285		Chris Lawrence	1400C	11:31.6	8:14.7	11:50.1	8:42.5	16:36.9	
286		Alex Kirk-Willey	1400S	10:34.3	7:42.5	10:23.6	7:46.8	14:53.7	
287		Steve Oade	H1/H2	10:46.8	7:31.5	10:39.4	8:09.4	15:03.7	
288		Martin Wray	1400C	11:17.2	7:50.8	11:02.6	8:11.6	15:33.3	
291		Dave Bradley	RF1.4	11:06.0	7:58.4	11:05.6	8:28.2	16:07.2	
293	B/b	Wesley Gilford	RF2.0	11:22.9	8:12.0	11:28.9	8:34.0	16:08.8	
294		James Brady	B12	10:41.6	7:37.9	10:56.1	8:12.4	15:43.4	
299		George Clarke	H1/H2	11:47.7	8:23.9	Stopped after SS3			
300	B/b	Steve Loomes	B12	11:42.6	8:35.1	11:43.7	Stopped SS5		
301		Paul Wilson	B10	11:09.6	7:50.5	10:36.7	7:51.4	15:29.9	

Notional times are shown as 12:34.5.

Issued at 19:45 on 28 September 2019

Trackrod Forest Stages 2019

28 September 2019

Final Stage Times



No.	BTRDA	Driver	Class	SS 2	SS 3	SS 4	SS 5	SS 6	Penalties
				Langdale	Staindale	Cropton	Gale Rigg	North Dalby	
307		Carl Stuttard	B11	18:00.0	8:34.6	11:49.6	8:28.4	15:59.9	OTL
308	B	Bobby Mitchell	N3	9:22.0	6:50.6	9:38.7	7:16.9	13:48.0	
309	b	Jonathan Lee Jones	R2	10:38.4	7:17.9	10:09.0	8:27.3	12:32.5	
310	B/b	Zak Hughes	R2	9:13.6	6:56.1	9:25.1	8:23.7	13:36.7	
311		Jim Stephenson	H1/H2	<u>9:53.8</u>	7:40.0	10:50.9	8:07.4	15:34.4	
1		Mat Smith	B14	8:05.8	5:59.0	8:03.0	6:02.4	11:26.7	
2		Ollie Mellors	B14	7:45.0	5:55.4	7:58.1	6:07.7	11:32.2	
3	B/b	George Lepley	B13	7:54.9	6:01.7	8:13.8	6:18.8	11:26.4	
4	B/b	Stephen Petch	B14	7:53.7	6:03.5	8:07.4	6:05.9	11:37.4	
5	B	Ian Bainbridge	B14	7:57.1	5:53.8	8:08.5	6:14.6	11:35.8	
6	B/b	Ian Joel	B13	8:14.1	6:12.2	8:26.9	6:26.9	12:05.8	
7	b	Thomas Preston	B14	8:09.9	6:04.3	Differential TC3B			
8	B/b	Pat Naylor	NR4	8:15.6	6:39.3	11:09.0	8:07.3	Stopped after SS5	
9	B/b	Scott Faulkner	NR4	8:14.8	6:11.2	8:43.1	6:34.4	12:27.4	
10	B/b	Richard Sykes	B13	8:00.2	6:05.0	8:21.3	6:14.6	12:00.0	
11	b	Kevin Procter	B14	8:05.5	6:00.3	8:16.5	6:25.8	11:53.8	
12	B/b	Phil Pickard	B13	8:11.5	6:11.0	8:31.4	6:22.7	12:17.9	
14	B/b	Petr Krizan	B13	8:31.5	Stopped SS3 j12				
15		Steve Petch	B14	8:52.8	6:32.1	8:50.7	6:39.9	12:55.8	
17	B/b	Peter Baylis	B13	8:47.1	6:36.0	9:02.6	6:45.5	12:54.1	
18		Daniel Hiorns	B13	8:37.1	6:41.2	8:54.3	6:44.5	12:49.5	
19	B	Ian Tippett	B13	9:12.2	6:48.9	9:39.0	7:06.5	13:56.7	
20		Trevor Gamble	B14	Stopped SS2					
21		Jan Budge	B13	9:52.7	7:35.3	9:38.7	7:12.0	13:49.1	
22		Scott Renshaw	B13	8:59.0	6:44.6	9:05.9	6:52.5	13:21.4	
23		Andy Graham	B13	9:13.6	7:02.8	9:27.0	Lost oil TC5		
24		Kristien Esser	B13	9:59.3	7:17.8	9:39.4	7:28.2	14:32.0	
25		Steve Pawson	B13	9:49.7	7:18.6	9:36.9	7:20.9	13:49.0	
26	B/b	Richard Hill	B13	8:10.5	6:11.1	8:31.8	6:27.1	12:23.3	
27	b	Craig Cameron	B13	8:35.8	6:47.9	8:51.1	6:35.2	14:46.9	
29		Hugh Brunton	B13	9:40.8	7:02.8	9:24.8	7:03.4	13:13.7	

Notional times are shown as 12:34.5.

Issued at 19:45 on 28 September 2019



Trackrod Forest Stages 2019

28 September 2019

Final Class Results




Pos	No.	BTRDA	Driver/Co-driver	Class	Group Pos.	Vehicle	Total Stages	Total Penalty	Total Time	Diff. Leader
Class N3										
1	308	B	Bobby Mitchell/Craig Wallace	N3	10	Ford Fiesta ST	0:46:56.2		0:46:56.2	
2	260		Jonny Sproat/Brad Sowerby	N3	22	Ford Fiesta ST	0:49:11.8		0:49:11.8	2:15.6
Class NR4										
1	9	B/b	Scott Faulkner/Gareth Parry	NR4	11	Mitsubishi Evo IX	0:42:10.9		0:42:10.9	
Class R2										
1	226	B	James Giddings/Peredur Wyn Davies	R2	6	Ford Fiesta R2	0:45:28.9		0:45:28.9	
2	227	B	Ed Fossey/Steve Harris	R2	7	Peugeot 208 R2	0:45:43.9		0:45:43.9	0:15.0
3	228	B/b	Tony Simpson/Ian Bevan	R2	9	Ford Fiesta R2	0:46:37.4		0:46:37.4	1:08.5
4	310	B/b	Zak Hughes/Tom Wood	R2	14	Ford Fiesta R2	0:47:35.2		0:47:35.2	2:06.3
5	267		Roger Nevitt/Mike Smith	R2	19	Ford Fiesta R2T	0:48:59.5		0:48:59.5	3:30.6
6	309	b	Jonathan Lee Jones/Lewis Griffiths	R2	20	Ford Fiesta R2T	0:49:05.1		0:49:05.1	3:36.2
Class B10										
1	250	B/b	Robert Smith/Frankie Hillman	B10	12	Ford Escort	0:47:25.6		0:47:25.6	
2	229		Barry Lindsay/Caroline Lodge	B10	15	Peugeot 206 Cup Car	0:47:45.0		0:47:45.0	0:19.4
3	277		Mike Axford/Dave Thomason	B10	17	Ford Fiesta RS	0:48:16.0		0:48:16.0	0:50.4
4	276		Iain Freestone/Nick Kennedy	B10	21	Rover 200 BRM	0:49:06.7		0:49:06.7	1:41.1
5	283		Chris Lawson/Paul Gribben	B10	28	Vauxhall Corsa	0:50:16.0		0:50:16.0	2:50.4
6	262		Mick Quinn/Chris Walker	B10	29	Peugeot 205 GTI	0:50:47.1		0:50:47.1	3:21.5
7	301		Paul Wilson/Malcolm Braid	B10	30	Peugeot 205	0:52:58.1		0:52:58.1	5:32.5
Class B11										
1	206	B/b	Andy Davison/Tom Murphy	B11	2	Talbot Sunbeam VXR	0:44:11.6		0:44:11.6	
2	225	B	Rob Wright/Mark Fisher	B11	3	Ford Escort Mk2	0:44:58.5		0:44:58.5	0:46.9
3	211		Nick Cook/Dave Raw	B11	4	Ford Escort	0:45:05.4		0:45:05.4	0:53.8
4	224		Nick Dobson/Jonathan Turnbull	B11	5	Ford Escort Mk2	0:45:16.4		0:45:16.4	1:04.8
5	235		Gary Cooper/Jon Riley	B11	11	Toyota GT86	0:47:10.1		0:47:10.1	2:58.5
6	278		Graham Haigh/Kari Bates	B11	13	Ford Escort Mk2	0:47:31.0		0:47:31.0	3:19.4
7	251		Dave Hemingway/Simon Ashton	B11	16	Ford Escort	0:47:57.0		0:47:57.0	3:45.4
8	207	B/b	Steve Hopewell/Clive Jones	B11	18	Ford Escort	0:48:31.7		0:48:31.7	4:20.1
9	223		David Hutchinson/Jeff Garnett	B11	24	Toyota GT86	0:49:40.0		0:49:40.0	5:28.4
10	268		John Hepworth/Steve McNulty	B11	27	Ford Escort Mk2	0:49:56.9		0:49:56.9	5:45.3
Class B12										
1	210		Ross Brusby/Dave Robson	B12	1	Ford Escort Mk2	0:43:33.0		0:43:33.0	
2	230		Nigel Cay/Fred Roberts	B12	8	Vauxhall Chevette HSR	0:46:02.8		0:46:02.8	2:29.8
3	281		Ian Jemison/Dean Kellett	B12	23	Porsche Boxster	0:49:27.4		0:49:27.4	5:54.4
4	265		Michael Sawyer/Matthew Hewlett	B12	25	Datsun 1600	0:49:43.4		0:49:43.4	6:10.4
5	258	B/b	Tim Phelps/Elwyn Manuel	B12	26	Ford Escort Mk2	0:49:53.6		0:49:53.6	6:20.6
6	294		James Brady/Jack Brady	B12	31	Porsche 911	0:53:11.4		0:53:11.4	9:38.4
Class B13										
1	3	B/b	George Lepley/Tom Woodburn	B13	5	Mitsubishi Evo X	0:39:55.6		0:39:55.6	
2	10	B/b	Richard Sykes/Simon Taylor	B13	6	Mitsubishi Evo IX	0:40:41.1		0:40:41.1	0:45.5
3	6	B/b	Ian Joel/Graeme Wood	B13	8	Ford Escort Cosworth	0:41:25.9		0:41:25.9	1:30.3
4	12	B/b	Phil Pickard/Simon Pickard	B13	9	Subaru Impreza	0:41:34.5		0:41:34.5	1:38.9
5	26	B/b	Richard Hill/Steffan Evans	B13	10	Subaru Impreza	0:41:43.8		0:41:43.8	1:48.2
6	18		Daniel Hiorns/Chris Purvis	B13	12	Subaru Impreza	0:43:46.6		0:43:46.6	3:51.0
7	17	B/b	Peter Baylis/Anthony Blyth	B13	14	Mitsubishi Evo IX	0:44:05.3		0:44:05.3	4:09.7
8	22		Scott Renshaw/Tom Spencer	B13	15	Subaru Impreza	0:45:03.4		0:45:03.4	5:07.8
9	27	b	Craig Cameron/Arwel Jenkins	B13	16	Subaru Impreza	0:45:36.9		0:45:36.9	5:41.3

Issued at 19:45 on 28 September 2019

10

Results by Tynemouth Computer Services

Welcome to Yorkshire yorkshire.com



Discover Yorkshire Coast.com



Trackrod Forest Stages 2019

28 September 2019

Final Class Results




Pos	No.	BTRDA	Driver/Co-driver	Class	Group Pos.	Vehicle	Total Stages	Total Penalty	Total Time	Diff. Leader
Class B13 (Continued)										
10	29		Hugh Brunton/Dom Buckley	B13	17	Mitsubishi Lancer Evo 9	0:46:25.5		0:46:25.5	6:29.9
11	19	B	Ian Tippett/Ian Jackson	B13	18	Mitsubishi Evo X	0:46:43.3		0:46:43.3	6:47.7
12	25		Steve Pawson/Graham Wride	B13	19	Subaru Impreza	0:47:55.1		0:47:55.1	7:59.5
13	21		Jan Budge/Bruce Lindsay	B13	20	Subaru Impreza	0:48:07.8		0:48:07.8	8:12.2
14	24		Kristien Esser/Dave Jackson	B13	21	Subaru Impreza	0:48:56.7		0:48:56.7	9:01.1
Class B14										
1	2		Ollie Mellors/Ian Windress	B14	1	Proton Iriz R5	0:39:18.4		0:39:18.4	
2	1		Mat Smith/Giles Dykes	B14	2	Ford Fiesta	0:39:36.9		0:39:36.9	0:18.5
3	4	B/b	Stephen Petch/Michael Wilkinson	B14	3	Ford Fiesta WRC	0:39:47.9		0:39:47.9	0:29.5
4	5	B	Ian Bainbridge/Jamie Edwards	B14	4	Škoda Fabia R5	0:39:49.8		0:39:49.8	0:31.4
5	11	b	Kevin Procter/Patrick Walsh	B14	7	Ford Fiesta	0:40:41.9		0:40:41.9	1:23.5
6	15		Steve Petch/John Richardson	B14	13	Ford Fiesta	0:43:51.3		0:43:51.3	4:32.9
Class H1/H2										
1	280		John Taylor/Victoria Cutmore	H1/H2	2	Ford Escort	0:48:20.3		0:48:20.3	
2	311		Jim Stephenson/Sam Spencer	H1/H2	4	Talbot Sunbeam Ti	0:52:06.5		0:52:06.5	3:46.2
3	287		Steve Oade/Joe Oade	H1/H2	5	Ford Escort	0:52:10.8		0:52:10.8	3:50.5
Class H3										
1	234		James Potter/Bob Duck	H3	1	Ford Escort RS	0:46:26.2		0:46:26.2	
2	282		Keith Stones/Dave Boyes	H3	3	Ford Escort Mk2	0:48:51.0		0:48:51.0	2:24.8
Class 1400C										
1	254	B/b	Dale Glover/James Wood	1400C	3	Vauxhall Nova SRI	0:49:27.8		0:49:27.8	
2	264		Mathew Evans/Daniel Evans	1400C	4	Peugeot 205	0:51:01.7		0:51:01.7	1:33.9
3	284		Robert Evett/Michael Evett	1400C	6	MG ZR	0:51:32.3		0:51:32.3	2:04.5
4	288		Martin Wray/Jamie Wray	1400C	8	Volkswagen Polo 1.4 16V	0:53:55.5		0:53:55.5	4:27.7
5	285		Chris Lawrence/Catherine Lawrence	1400C	9	Rover 25	0:56:55.8		0:56:55.8	7:28.0
Class 1400S										
1	231	B/b	Steve Black/Paul Morris	1400S	1	Suzuki Swift	0:46:32.5		0:46:32.5	
2	241	B	Richard Jordan/James Gratton Smith	1400S	2	Proton Satria	0:46:58.9		0:46:58.9	0:26.4
3	286		Alex Kirk-Willey/Sasha Heriot	1400S	5	Peugeot 106	0:51:20.9		0:51:20.9	4:48.4
4	259	b	Chris Bush/Robert Smith	1400S	7	Vauxhall Corsa	0:52:13.6		0:52:13.6	5:41.1
Class RF1.4										
1	291		Dave Bradley/Mark Lodder	RF1.4	1	MG ZR	0:54:45.4		0:54:45.4	
Class RF2.0										
1	293	B/b	Wesley Gilford/Mark Townson	RF2.0	2	Ford Fiesta	0:55:46.6		0:55:46.6	

Issued at 19:45 on 28 September 2019

11

Results by Tynemouth Computer Services

Welcome to Yorkshire
yorkshire.com



Discover Yorkshire Coast.com



Trackrod Forest Stages 2019

28 September 2019

Final Retirements

Listed by Competition Number

15 Retirements



No.	BTRDA	Driver/Co-driver	Class	Vehicle	Location	Reason
232	B/b	Geoff Phelps/Pete Wilson	B11	Ford Escort Mk2	Stage 2	Stopped SS2
233	B/b	Steve Ward/Mike Crawford	H3	Ford Escort Mk2	Stage 6	Stopped SS6
248	B	David Gathercole/Ken Bills	H1/H2	Ford Escort RS1600	Stage 2	Stopped SS2
249		Mick Plowman/Plug Pulleyn	B11	Ford Escort Mk2	Stage 2	Electrical SS2
253		Steve Magson/Kevin Bardon	B12	Mercedes 190E 2.3 16V	TC3A	Broken shocker TC3A
263	B	Graham Roberts/Stephen Spear	RF2.0	Rover MG ZR 160	Stage 5	OTL
279	B/b	Richard Garnett/Rob Gilham	1400C	Nissan Micra	TC5A	Bottom Arm TC5A
299		George Clarke/David Vardy	H1/H2	Volkswagen Rheila Golf GTI	TC3A	Stopped after SS3
300	B/b	Steve Loomes/Martyn Loomes	B12	Ford Escort Mk1	Stage 5	Stopped SS5
307		Carl Stuttard/Matthew Sample	B11	Peugeot 205	Stage 2	OTL
7	b	Thomas Preston/Carl Williamson	B14	Ford Fiesta WRC	TC3B	Differential TC3B
8	B/b	Pat Naylor/Ian Lawrence	NR4	Mitsubishi Evo IX	TC5A	Stopped after SS5
14	B/b	Petr Krizan/Lukas Sintal	B13	Mitsubishi Evo IX	Stage 3	Stopped SS3 j12
20		Trevor Gamble/Ronny Roughead	B14	Ford Fiesta R5	Stage 2	Stopped SS2
23		Andy Graham/Ryan Graham	B13	Subaru Impreza	TC5	Lost oil TC5

Trackrod Forest Stages 2019

28 September 2019

Final Ten Best Times on Each Stage



SS 2 Langdale Fastest 64.65mph Length 8.35 mile			SS 3 Staindale Fastest 58.41mph Length 5.74 mile			SS 4 Cropton Fastest 63.78mph Length 8.47 mile			SS 5 Gale Rigg Fastest 61.59mph Length 6.20 mile			SS 6 North Dalby Fastest 57.90mph Length 11.04 mile		
No.	Driver	Time	No.	Driver	Time	No.	Driver	Time	No.	Driver	Time	No.	Driver	Time
2	Mellors	7:45.0	5	Bainbridge	5:53.8	2	Mellors	7:58.1	1	Smith	6:02.4	3	Lepley	11:26.4
4	Petch	7:53.7	2	Mellors	5:55.4	1	Smith	8:03.0	4	Petch	6:05.9	1	Smith	11:26.7
3	Lepley	7:54.9	1	Smith	5:59.0	4	Petch	8:07.4	2	Mellors	6:07.7	2	Mellors	11:32.2
5	Bainbridge	7:57.1	11	Procter	6:00.3	5	Bainbridge	8:08.5	5=	Bainbridge	6:14.6	5	Bainbridge	11:35.8
10	Sykes	8:00.2	3	Lepley	6:01.7	3	Lepley	8:13.8	10=	Sykes	6:14.6	4	Petch	11:37.4
11	Procter	8:05.5	4	Petch	6:03.5	11	Procter	8:16.5	3	Lepley	6:18.8	11	Procter	11:53.8
1	Smith	8:05.8	7	Preston	6:04.3	10	Sykes	8:21.3	12	Pickard	6:22.7	10	Sykes	12:00.0
7	Preston	8:09.9	10	Sykes	6:05.0	6	Joel	8:26.9	11	Procter	6:25.8	6	Joel	12:05.8
26	Hill	8:10.5	12	Pickard	6:11.0	12	Pickard	8:31.4	6	Joel	6:26.9	12	Pickard	12:17.9
12	Pickard	8:11.5	26	Hill	6:11.1	26	Hill	8:31.8	26	Hill	6:27.1	276	Freestone	12:18.4

Final Ten Leading Positions after Each Stage

SS 2 Langdale Gravel Length 8.35 mile			SS 3 Staindale Gravel Length 5.74 mile			SS 4 Cropton Gravel Length 8.47 mile			SS 5 Gale Rigg Gravel Length 6.20 mile			SS 6 North Dalby Gravel Length 11.04 mile		
No.	Driver	Total	No.	Driver	Total	No.	Driver	Total	No.	Driver	Total	No.	Driver	Total
2	Mellors	0:07:45.0	2	Mellors	0:13:40.4	2	Mellors	0:21:38.5	2	Mellors	0:27:46.2	2	Mellors	0:39:18.4
4	Petch	0:07:53.7	5	Bainbridge	0:13:50.9	5	Bainbridge	0:21:59.4	1	Smith	0:28:10.2	1	Smith	0:39:36.9
3	Lepley	0:07:54.9	3	Lepley	0:13:56.6	4	Petch	0:22:04.6	4	Petch	0:28:10.5	4	Petch	0:39:47.9
5	Bainbridge	0:07:57.1	4	Petch	0:13:57.2	1	Smith	0:22:07.8	5	Bainbridge	0:28:14.0	5	Bainbridge	0:39:49.8
10	Sykes	0:08:00.2	1	Smith	0:14:04.8	3	Lepley	0:22:10.4	3	Lepley	0:28:29.2	3	Lepley	0:39:55.6
11	Procter	0:08:05.5	10	Sykes	0:14:05.2	11	Procter	0:22:22.3	10	Sykes	0:28:41.1	10	Sykes	0:40:41.1
1	Smith	0:08:05.8	11	Procter	0:14:05.8	10	Sykes	0:22:26.5	11	Procter	0:28:48.1	11	Procter	0:40:41.9
7	Preston	0:08:09.9	7	Preston	0:14:14.2	6	Joel	0:22:53.2	12	Pickard	0:29:16.6	6	Joel	0:41:25.9
26	Hill	0:08:10.5	26	Hill	0:14:21.6	26	Hill	0:22:53.4	6	Joel	0:29:20.1	12	Pickard	0:41:34.5
12	Pickard	0:08:11.5	12	Pickard	0:14:22.5	12	Pickard	0:22:53.9	26	Hill	0:29:20.5	26	Hill	0:41:43.8

Trackrod Forest Stages 2019

28 September 2019

Final Stage Positions



Total number of fastest times, second fastest times etc.

No.	Driver	1	2	3	4	5	6	7	8	9	10	11	12	13	14	15
2	Ollie Mellors	2	1	2	-	-	-	-	-	-	-	-	-	-	-	-
1	Mat Smith	1	2	1	-	-	-	1	-	-	-	-	-	-	-	-
3	George Lepley	1	-	1	-	2	1	-	-	-	-	-	-	-	-	-
5	Ian Bainbridge	1	-	-	4	-	-	-	-	-	-	-	-	-	-	-
4	Stephen Petch	-	2	1	-	1	1	-	-	-	-	-	-	-	-	-
10	Richard Sykes	-	-	-	1	1	-	2	1	-	-	-	-	-	-	-
11	Kevin Procter	-	-	-	1	-	3	-	1	-	-	-	-	-	-	-
7	Thomas Preston	-	-	-	-	-	-	1	1	-	-	-	-	-	-	-
12	Phil Pickard	-	-	-	-	-	-	1	-	3	1	-	-	-	-	-
6	Ian Joel	-	-	-	-	-	-	-	2	1	-	1	1	-	-	-
26	Richard Hill	-	-	-	-	-	-	-	-	1	3	1	-	-	-	-
276	Iain Freestone	-	-	-	-	-	-	-	-	-	1	-	-	-	-	-
9	Scott Faulkner	-	-	-	-	-	-	-	-	-	-	3	2	-	-	-
210	Ross Brusby	-	-	-	-	-	-	-	-	-	-	-	1	1	-	1
27	Craig Cameron	-	-	-	-	-	-	-	-	-	-	-	1	-	1	1
15	Steve Petch	-	-	-	-	-	-	-	-	-	-	-	-	2	-	1
8	Pat Naylor	-	-	-	-	-	-	-	-	-	-	-	-	1	-	-
278	Graham Haigh	-	-	-	-	-	-	-	-	-	-	-	-	1	-	-
18	Daniel Hiorns	-	-	-	-	-	-	-	-	-	-	-	-	-	1	1
14	Petr Krizan	-	-	-	-	-	-	-	-	-	-	-	-	-	1	-
206	Andy Davison	-	-	-	-	-	-	-	-	-	-	-	-	-	1	-
309	Jonathan Lee Jones	-	-	-	-	-	-	-	-	-	-	-	-	-	1	-
17	Peter Baylis	-	-	-	-	-	-	-	-	-	-	-	-	-	-	1

Note: where more than one competitor has the same stage time, they are all credited with the same stage position.

Trackrod Forest Stages 2019

28 September 2019

Final Time Chart

Competitors in order of time taken on each stage



Posn	Stage									
	2 Langdale		3 Staindale		4 Cropton		5 Gale Rigg		6 North Dalby	
1	2	7:45.0	5	5:53.8	2	7:58.1	1	6:02.4	3	11:26.4
2	4	7:53.7	2	5:55.4	1	8:03.0	4	6:05.9	1	11:26.7
3	3	7:54.9	1	5:59.0	4	8:07.4	2	6:07.7	2	11:32.2
4	5	7:57.1	11	6:00.3	5	8:08.5	5=	6:14.6	5	11:35.8
5	10	8:00.2	3	6:01.7	3	8:13.8	10=	6:14.6	4	11:37.4
6	11	8:05.5	4	6:03.5	11	8:16.5	3	6:18.8	11	11:53.8
7	1	8:05.8	7	6:04.3	10	8:21.3	12	6:22.7	10	12:00.0
8	7	8:09.9	10	6:05.0	6	8:26.9	11	6:25.8	6	12:05.8
9	26	8:10.5	12	6:11.0	12	8:31.4	6	6:26.9	12	12:17.9
10	12	8:11.5	26	6:11.1	26	8:31.8	26	6:27.1	276	12:18.4
11	6	8:14.1	9	6:11.2	9	8:43.1	9	6:34.4	26	12:23.3
12	9	8:14.8	6	6:12.2	210	8:50.3	27	6:35.2	9	12:27.4
13	8	8:15.6	210	6:28.6	15	8:50.7	15	6:39.9	278	12:31.3
14	14	8:31.5	206	6:29.2	27	8:51.1	18	6:44.5	309	12:32.5
15	27	8:35.8	15	6:32.1	18	8:54.3	17	6:45.5	210	12:43.3
16	18	8:37.1	211	6:33.4	206	8:58.9	210	6:49.0	277	12:45.5
17	210	8:41.8	17	6:36.0	17	9:02.6	22	6:52.5	18	12:49.5
18	206	8:47.0	225	6:38.4	22	9:05.9	206=	6:56.2	267	12:50.1
19	17	8:47.1	8	6:39.3	211	9:07.7	224=	6:56.2	17	12:54.1
20	211	8:51.8	226	6:40.4	225	9:09.5	211	7:01.0	15	12:55.8
21	15	8:52.8	18	6:41.2	224	9:09.6	226	7:01.1	280	12:56.2
22	225	8:57.7	22	6:44.6	226	9:21.0	227	7:02.7	206	13:00.3
23	22	8:59.0	227	6:45.0	227	9:22.2	29	7:03.4	225	13:03.4
24	224	9:00.3	231	6:45.1	231	9:23.3	19	7:06.5	29	13:13.7
25	226	9:02.8	241	6:47.7	29	9:24.8	230	7:07.3	224	13:17.3
26	231	9:07.8	27	6:47.9	310	9:25.1	225	7:09.5	230	13:20.7
27	227	9:08.8	19	6:48.9	23	9:27.0	231	7:11.9	22	13:21.4
28	230	9:10.0	308	6:50.6	234	9:28.0	21	7:12.0	226	13:23.6
29	228	9:10.5	224	6:53.0	230	9:28.6	234	7:12.4	227	13:25.2
30	19	9:12.2	310	6:56.1	241	9:32.5	233	7:14.8	234	13:29.6
31	310=	9:13.6	230	6:56.2	235	9:34.1	250	7:15.2	211	13:31.5
32	23=	9:13.6	233	6:57.1	250	9:35.5	228	7:15.5	228	13:34.9
33	234	9:17.7	229	6:57.8	25	9:36.9	308	7:16.9	310	13:36.7
34	253	9:18.7	235	6:58.2	228	9:37.5	229	7:18.9	235	13:40.4
35	241	9:20.9	234	6:58.5	308=	9:38.7	25	7:20.9	308	13:48.0
36	235	9:21.3	253	6:58.7	21=	9:38.7	241	7:23.8	251	13:48.4
37	308	9:22.0	228	6:59.0	19	9:39.0	223	7:26.5	25	13:49.0
38	207	9:24.5	207	7:00.2	24	9:39.4	24	7:28.2	21	13:49.1
39	233	9:34.5	250	7:02.4	233	9:42.8	207	7:29.1	241	13:54.0
40	250	9:37.7	23=	7:02.8	229	9:43.4	251	7:30.3	250	13:54.8
41	251	9:39.2	29=	7:02.8	251	9:53.6	260	7:33.4	19	13:56.7
42	29	9:40.8	251	7:05.5	223	9:56.9	282	7:34.6	282	13:57.5
43	229	9:41.1	268	7:08.5	207	9:57.1	235	7:36.1	229	14:03.8
44	265	9:48.2	254	7:08.6	260	10:02.4	281	7:36.4	231	14:04.4
45	25	9:49.7	282	7:11.6	281	10:04.4	278	7:38.0	260	14:15.0
46	21	9:52.7	265	7:17.0	278	10:06.4	280	7:38.6	223	14:21.0
47	258=	9:53.8	280	7:17.4	282	10:08.9	254	7:39.6	283	14:27.2
48	259=	9:53.8	24	7:17.8	309	10:09.0	259	7:43.4	254	14:30.1
49	260=	9:53.8	309	7:17.9	265	10:09.6	283	7:44.5	281=	14:32.0
50	262=	9:53.8	281	7:18.0	277	10:09.9	258	7:44.6	24=	14:32.0
51	263=	9:53.8	25	7:18.6	258	10:10.6	286	7:46.8	268	14:34.0
52	264=	9:53.8	278	7:18.9	280	10:12.4	265	7:49.3	259	14:36.7
53	267=	9:53.8	279	7:21.2	254	10:13.9	277	7:50.1	265	14:39.3
54	268=	9:53.8	258	7:23.4	259	10:18.7	301	7:51.4	207	14:40.8
55	283=	9:53.8	277	7:25.2	279	10:19.7	264	7:54.3	258	14:41.2
56	311=	9:53.8	283	7:25.8	268	10:21.6	276	7:54.7	27	14:46.9
57	254	9:55.6	260	7:27.2	286	10:23.6	268	7:59.0	262	14:52.6
58	278	9:56.4	223	7:28.8	263	10:25.8	267	7:59.4	286	14:53.7
59	281	9:56.6	263	7:28.9	262	10:30.1	284	7:59.8	284	14:57.9

Notional times are shown as 12:34.5.

Issued at 19:45 on 28 September 2019

Trackrod Forest Stages 2019

28 September 2019

Final Time Chart

Competitors in order of time taken on each stage



Posn	Stage									
	2 Langdale		3 Staindale		4 Cropton		5 Gale Rigg		6 North Dalby	
60	282	9:58.4	262	7:30.1	267	10:34.5	262	8:00.5	287	15:03.7
61	24	9:59.3	264=	7:31.5	264	10:36.3	8	8:07.3	264	15:05.8
62	277	10:05.3	287=	7:31.5	301	10:36.7	311	8:07.4	301	15:29.9
63	279	10:15.0	284	7:31.9	276	10:37.8	287	8:09.4	288	15:33.3
64	280	10:15.7	21	7:35.3	284	10:39.2	288	8:11.6	311	15:34.4
65	284	10:23.5	276	7:36.4	287	10:39.4	294	8:12.4	294	15:43.4
66	223	10:26.8	294	7:37.9	283	10:44.7	310	8:23.7	307	15:59.9
67	286	10:34.3	311	7:40.0	311	10:50.9	309	8:27.3	291	16:07.2
68	309	10:38.4	267	7:41.7	294	10:56.1	291	8:28.2	293	16:08.8
69	276	10:39.4	286	7:42.5	288	11:02.6	307	8:28.4	285	16:36.9
70	294	10:41.6	301	7:50.5	291	11:05.6	293	8:34.0	263	17:17.6
71	287	10:46.8	288	7:50.8	8	11:09.0	285	8:42.5		
72	291	11:06.0	291	7:58.4	293	11:28.9	263=	13:00.0		
73	301	11:09.6	293	8:12.0	300	11:43.7	279=	13:00.0		
74	288	11:17.2	285	8:14.7	307	11:49.6				
75	293	11:22.9	299	8:23.9	285	11:50.1				
76	285	11:31.6	307	8:34.6						
77	300	11:42.6	300	8:35.1						
78	299	11:47.7	259	9:41.0						
79	307	18:00.0								

Trackrod Forest Stages 2019

28 September 2019

Final Stage Chart

Cumulative positions after each stage (including all additional penalties)



Posn	Stage									
	2 Langdale		3 Staindale		4 Cropton		5 Gale Rigg		6 North Dalby	
1	2	0:07:45.0	2	0:13:40.4	2	0:21:38.5	2	0:27:46.2	2	0:39:18.4
2	4	0:07:53.7	5	0:13:50.9	5	0:21:59.4	1	0:28:10.2	1	0:39:36.9
3	3	0:07:54.9	3	0:13:56.6	4	0:22:04.6	4	0:28:10.5	4	0:39:47.9
4	5	0:07:57.1	4	0:13:57.2	1	0:22:07.8	5	0:28:14.0	5	0:39:49.8
5	10	0:08:00.2	1	0:14:04.8	3	0:22:10.4	3	0:28:29.2	3	0:39:55.6
6	11	0:08:05.5	10	0:14:05.2	11	0:22:22.3	10	0:28:41.1	10	0:40:41.1
7	1	0:08:05.8	11	0:14:05.8	10	0:22:26.5	11	0:28:48.1	11	0:40:41.9
8	7	0:08:09.9	7	0:14:14.2	6	0:22:53.2	12	0:29:16.6	6	0:41:25.9
9	26	0:08:10.5	26	0:14:21.6	26	0:22:53.4	6	0:29:20.1	12	0:41:34.5
10	12	0:08:11.5	12	0:14:22.5	12	0:22:53.9	26	0:29:20.5	26	0:41:43.8
11	6	0:08:14.1	9	0:14:26.0	9	0:23:09.1	9	0:29:43.5	9	0:42:10.9
12	9	0:08:14.8	6	0:14:26.3	210	0:24:00.7	210	0:30:49.7	210	0:43:33.0
13	8	0:08:15.6	8	0:14:54.9	18	0:24:12.6	27	0:30:50.0	18	0:43:46.6
14	14	0:08:31.5	210	0:15:10.4	27	0:24:14.8	15	0:30:55.5	15	0:43:51.3
15	27	0:08:35.8	206	0:15:16.2	206	0:24:15.1	18	0:30:57.1	17	0:44:05.3
16	18	0:08:37.1	18	0:15:18.3	15	0:24:15.6	17	0:31:11.2	206	0:44:11.6
17	210	0:08:41.8	17	0:15:23.1	17	0:24:25.7	206	0:31:11.3	225	0:44:58.5
18	206	0:08:47.0	27	0:15:23.7	211	0:24:32.9	211	0:31:33.9	22	0:45:03.4
19	17	0:08:47.1	15	0:15:24.9	225	0:24:45.6	22	0:31:42.0	211	0:45:05.4
20	211	0:08:51.8	211	0:15:25.2	22	0:24:49.5	225	0:31:55.1	224	0:45:16.4
21	15	0:08:52.8	225	0:15:36.1	224	0:25:02.9	224	0:31:59.1	226	0:45:28.9
22	225	0:08:57.7	226	0:15:43.2	226	0:25:04.2	226	0:32:05.3	27	0:45:36.9
23	22	0:08:59.0	22	0:15:43.6	227	0:25:16.0	227	0:32:18.7	227	0:45:43.9
24	224	0:09:00.3	231	0:15:52.9	231	0:25:16.2	231	0:32:28.1	230	0:46:02.8
25	226	0:09:02.8	224	0:15:53.3	230	0:25:34.8	230	0:32:42.1	29	0:46:25.5
26	231	0:09:07.8	227	0:15:53.8	310	0:25:34.8	19	0:32:46.6	234	0:46:26.2
27	227	0:09:08.8	19	0:16:01.1	19	0:25:40.1	234	0:32:56.6	231	0:46:32.5
28	230	0:09:10.0	230	0:16:06.2	241	0:25:41.1	228	0:33:02.5	228	0:46:37.4
29	228	0:09:10.5	241	0:16:08.6	23	0:25:43.4	241	0:33:04.9	19	0:46:43.3
30	19	0:09:12.2	228	0:16:09.5	234	0:25:44.2	308	0:33:08.2	308	0:46:56.2
31	310=	0:09:13.6	310	0:16:09.7	228	0:25:47.0	29	0:33:11.8	241	0:46:58.9
32	23=	0:09:13.6	308	0:16:12.6	308	0:25:51.3	233	0:33:29.2	235	0:47:10.1
33	234	0:09:17.7	234	0:16:16.2	235	0:25:53.6	235	0:33:29.7	250	0:47:25.6
34	253	0:09:18.7	23	0:16:16.4	8	0:26:03.9	250	0:33:30.8	278	0:47:31.0
35	241	0:09:20.9	253	0:16:17.4	29	0:26:08.4	229	0:33:41.2	310	0:47:35.2
36	235	0:09:21.3	235	0:16:19.5	233	0:26:14.4	207	0:33:50.9	229	0:47:45.0
37	308	0:09:22.0	207	0:16:24.7	250	0:26:15.6	310	0:33:58.5	25	0:47:55.1
38	207	0:09:24.5	233	0:16:31.6	207	0:26:21.8	25	0:34:06.1	251	0:47:57.0
39	233	0:09:34.5	229	0:16:38.9	229	0:26:22.3	251	0:34:08.6	21	0:48:07.8
40	250	0:09:37.7	250	0:16:40.1	251	0:26:38.3	8	0:34:11.2	277	0:48:16.0
41	251	0:09:39.2	29	0:16:43.6	25	0:26:45.2	21	0:34:18.7	280	0:48:20.3
42	29	0:09:40.8	251	0:16:44.7	24	0:26:56.5	24	0:34:24.7	207	0:48:31.7
43	229	0:09:41.1	268	0:17:02.3	21	0:27:06.7	282	0:34:53.5	282	0:48:51.0
44	265	0:09:48.2	254	0:17:04.2	265	0:27:14.8	281	0:34:55.4	24	0:48:56.7
45	25	0:09:49.7	265	0:17:05.2	254	0:27:18.1	260	0:34:56.8	267	0:48:59.5
46	21	0:09:52.7	25	0:17:08.3	282	0:27:18.9	254	0:34:57.7	309	0:49:05.1
47	258=	0:09:53.8	282	0:17:10.0	281	0:27:19.0	278	0:34:59.7	276	0:49:06.7
48	259=	0:09:53.8	281	0:17:14.6	278	0:27:21.7	265	0:35:04.1	260	0:49:11.8
49	260=	0:09:53.8	278	0:17:15.3	260	0:27:23.4	258	0:35:12.4	281	0:49:27.4
50	262=	0:09:53.8	24	0:17:17.1	268	0:27:23.9	223	0:35:19.0	254	0:49:27.8
51	263=	0:09:53.8	258	0:17:17.2	258	0:27:27.8	268	0:35:22.9	223	0:49:40.0
52	264=	0:09:53.8	283	0:17:19.6	277	0:27:40.4	280	0:35:24.1	265	0:49:43.4
53	267=	0:09:53.8	260	0:17:21.0	280	0:27:45.5	277	0:35:30.5	258	0:49:53.6
54	268=	0:09:53.8	263	0:17:22.7	263	0:27:48.5	283	0:35:48.8	268	0:49:56.9
55	283=	0:09:53.8	262	0:17:23.9	223	0:27:52.5	262	0:35:54.5	283	0:50:16.0
56	311=	0:09:53.8	264	0:17:25.3	262	0:27:54.0	264	0:35:55.9	262	0:50:47.1
57	254	0:09:55.6	21	0:17:28.0	279	0:27:55.9	267	0:36:09.4	264	0:51:01.7
58	278	0:09:56.4	277	0:17:30.5	264	0:28:01.6	286	0:36:27.2	286	0:51:20.9
59	281	0:09:56.6	280	0:17:33.1	283	0:28:04.3	311	0:36:32.1	284	0:51:32.3
60	282	0:09:58.4	311	0:17:33.8	309	0:28:05.3	309	0:36:32.6	311	0:52:06.5

Trackrod Forest Stages 2019

28 September 2019

Final Stage Chart

Cumulative positions after each stage (including all additional penalties)



Posn	Stage									
	2 Langdale		3 Staindale		4 Cropton		5 Gale Rigg		6 North Dalby	
61	24	0:09:59.3	267	0:17:35.5	267	0:28:10.0	284	0:36:34.4	287	0:52:10.8
62	277	0:10:05.3	279	0:17:36.2	311	0:28:24.7	276	0:36:48.3	259	0:52:13.6
63	279	0:10:15.0	284	0:17:55.4	284	0:28:34.6	287	0:37:07.1	301	0:52:58.1
64	280	0:10:15.7	223	0:17:55.6	286	0:28:40.4	294	0:37:28.0	294	0:53:11.4
65	284	0:10:23.5	309	0:17:56.3	276	0:28:53.6	301	0:37:28.2	288	0:53:55.5
66	223	0:10:26.8	276	0:18:15.8	287	0:28:57.7	259	0:37:36.9	291	0:54:45.4
67	286	0:10:34.3	286	0:18:16.8	294	0:29:15.6	288	0:38:22.2	293	0:55:46.6
68	309	0:10:38.4	287	0:18:18.3	301	0:29:36.8	291	0:38:38.2	285	0:56:55.8
69	276	0:10:39.4	294	0:18:19.5	259	0:29:53.5	293	0:39:37.8		
70	294	0:10:41.6	301	0:19:00.1	291	0:30:10.0	285	0:40:18.9		
71	287	0:10:46.8	291	0:19:04.4	288	0:30:10.6	279	0:40:55.9		
72	291	0:11:06.0	288	0:19:08.0	293	0:31:03.8				
73	301	0:11:09.6	259	0:19:34.8	285	0:31:36.4				
74	288	0:11:17.2	293	0:19:34.9	300	0:32:01.4				
75	293	0:11:22.9	285	0:19:46.3						
76	285	0:11:31.6	299	0:20:11.6						
77	300	0:11:42.6	300	0:20:17.7						
78	299	0:11:47.7								